


Route from Tameike-Sanno Station Exit 14 to our office (26th floor)




1. Head for Exit 14.

(The underpass is located on the second basement level.)


2. Proceed to the B1F from Exit 14 on the left side of the underpass.




3. Proceed to the building entrance on the right and take the escalator near the center to the second floor where the office lobby is located.



4. The gate in the center of the office lobby is the elevator to the 26th floor. Please touch the QR code on your entrance pass to proceed.



5. After arriving at the 26th floor, proceed to the right from the elevator hall.



6. Please check the extension number list and call from our reception desk.